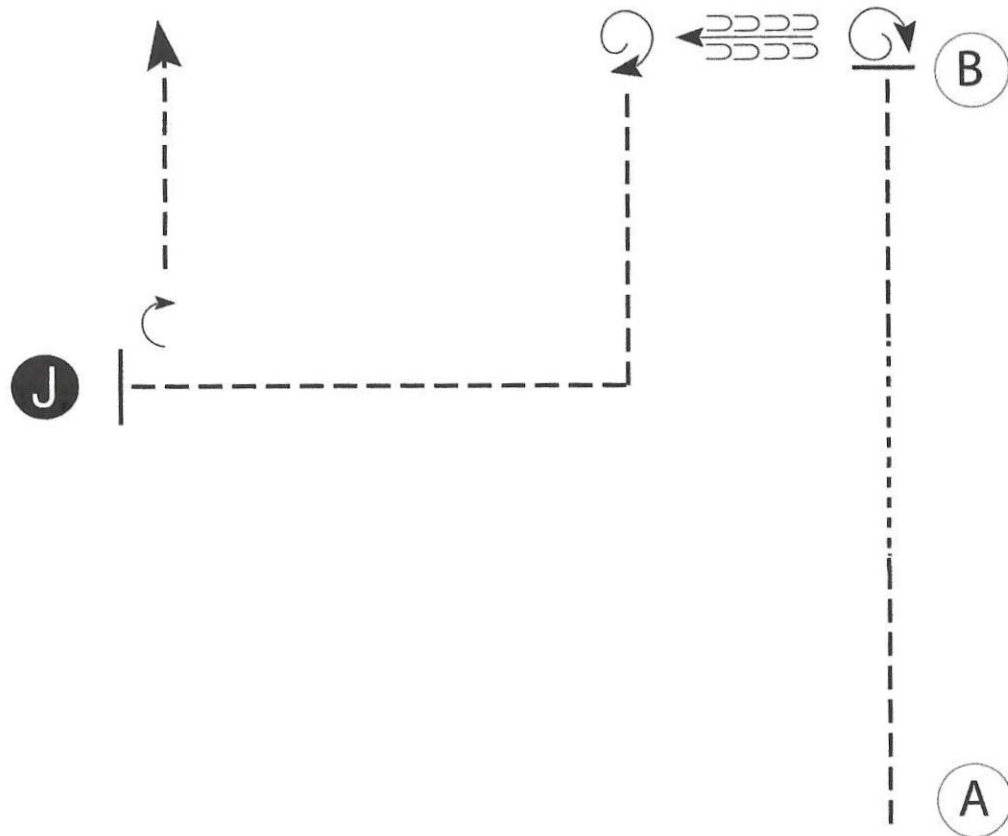


Zone 4 Spectacular

Showmanship (Youth 18&U & All Amateur)

Show Date: 2020



Be ready at A.

1. Trot 1/3 of the line, then walk 1/3 of the line then trot the final 1/3 of the line.
2. Stop with horse's hip even with B then perform a 1 1/4 turn.
3. Back 2 horse lengths then perform a 1 1/4 turn.
4. Trot to judge as shown.
5. Stop and set up at Judge.
6. Inspection.
7. When dismissed, perform a 1/4 turn and trot to exit.

Walk -----
Trot -----
Back ←-----
Marker (B)
Judge (J)

[S/3-119]

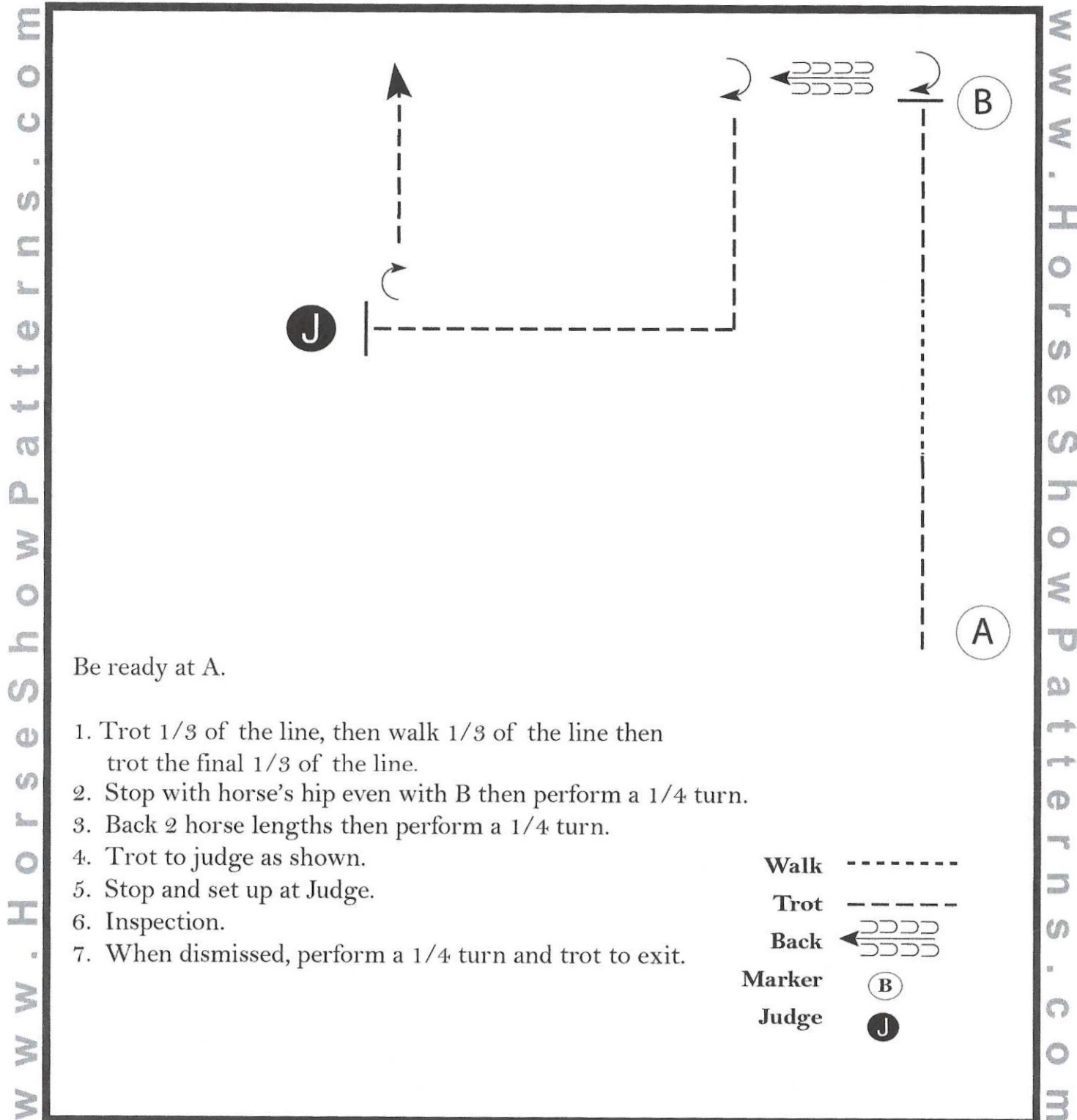
Pattern Provided by:

Judges

Zone 4 Spectacular

Showmanship (All Novice, Youth 13&U, All SPB, Am WT-walk only)

Show Date: 2020



[S/1-119]

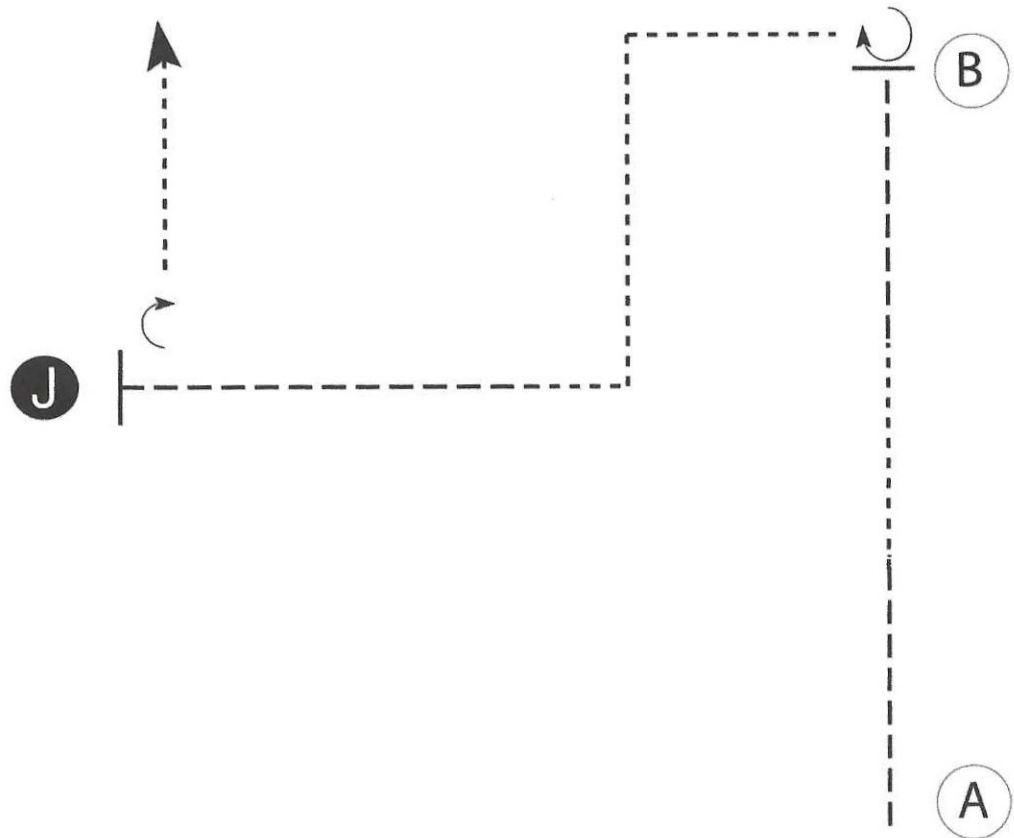
Pattern Provided by:

Judges

Zone 4 Spectacular

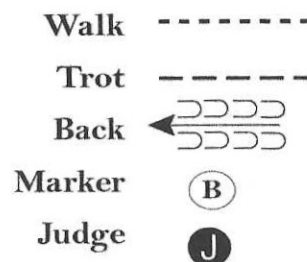
Showmanship (All Youth Walk Trot)

Show Date: 2020



Be ready at A.

1. Trot 1/3 of the line, then walk 1/3 of the line then trot the final 1/3 of the line.
2. Stop with horse's hip even with B.
3. Perform a 3/4 turn.
4. Walk two square corners as shown then trot to judge.
5. Stop and set up at Judge.
6. Inspection.
7. When dismissed, perform a 1/4 turn and walk to exit.



[SWT-119]

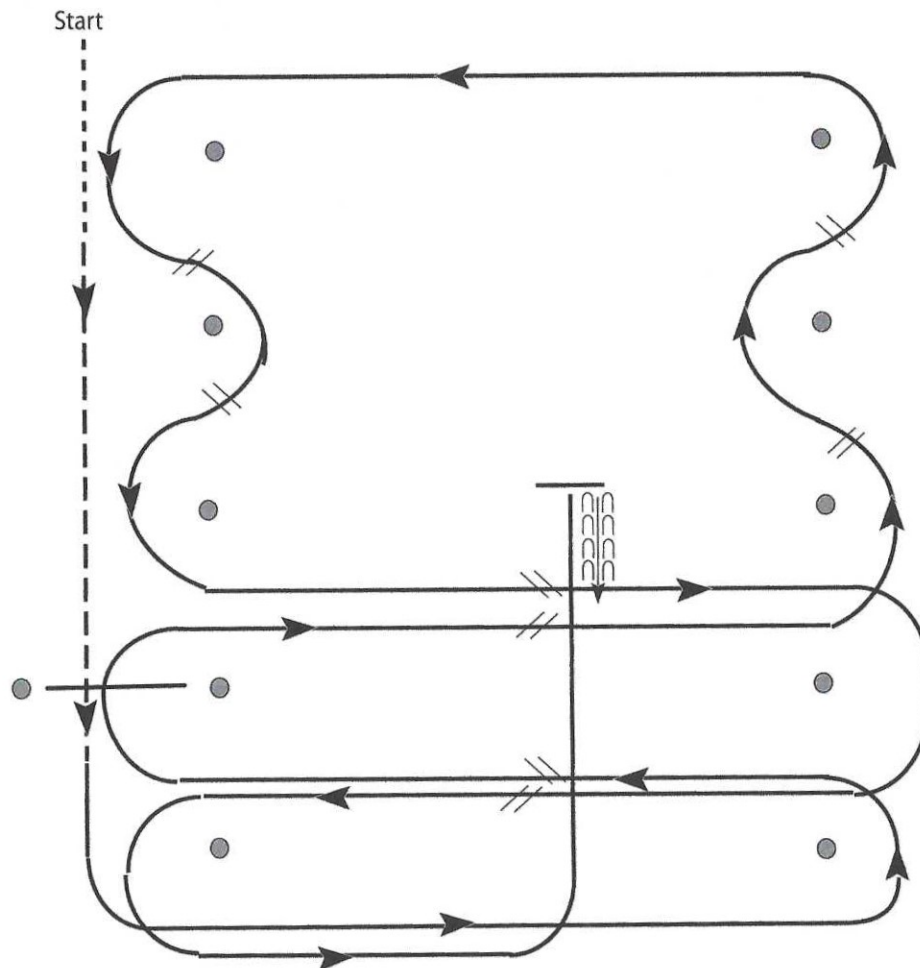
Pattern Provided by:

Judges

Zone 4 Spectacular

Western Riding (Youth, Amateur & Open)

Show Date: 2020



1. Walk, transition to jog, jog over log.
2. Transition to left.
3. First crossing change.
4. Lope over log.
5. Second crossing change.
6. First line change.
7. Second line change.
8. Third line change.
9. Fourth line change.
10. Third crossing change.
11. Fourth crossing change.
12. Lope up the center, stop and back.

[WR/OP-3]

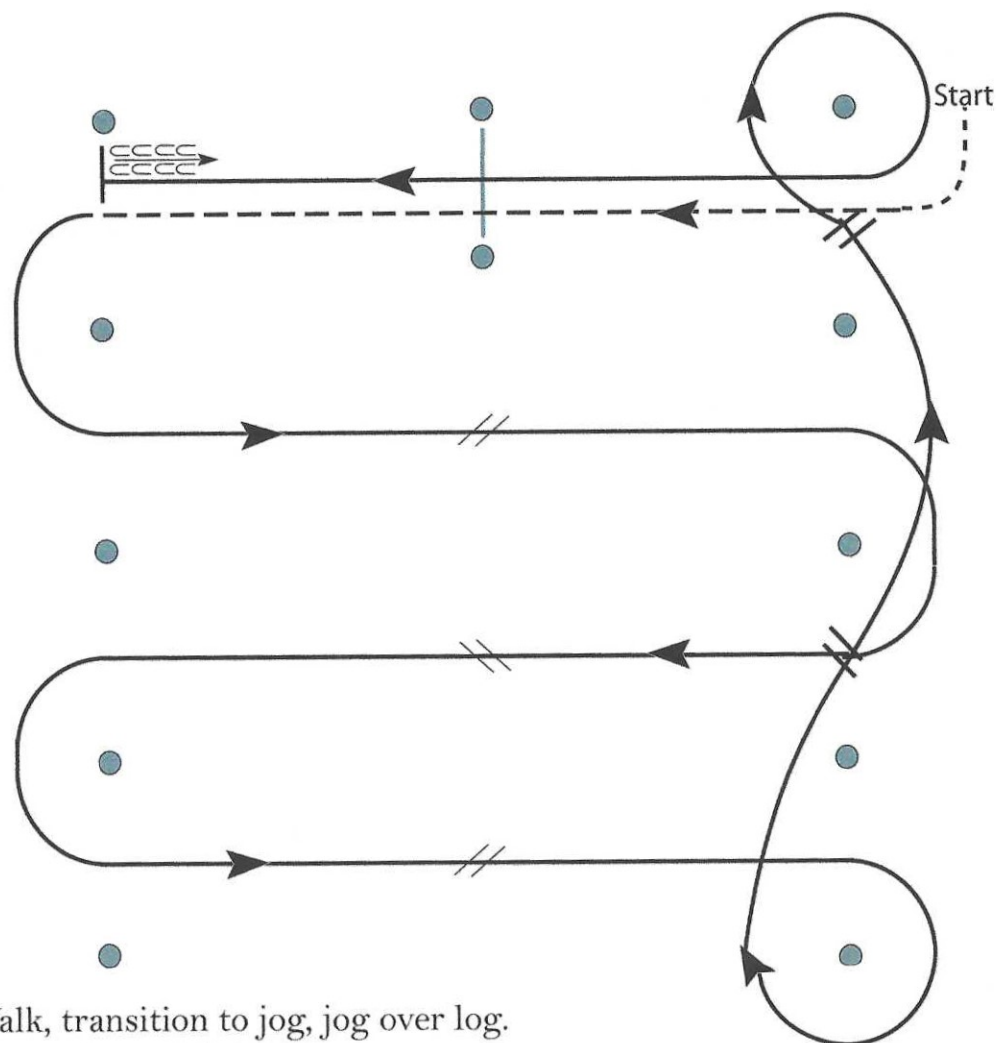
Pattern Provided by:

Judges

Zone 4 Spectacular

Western Riding (Green & All Novice)

Show Date: 2020



1. Walk, transition to jog, jog over log.
2. Transition to left lead lope.
3. First crossing change.
4. Second crossing change.
5. Third crossing change.
6. Circle and first line change.
7. Second line change and circle.
8. Lope log.
9. Stop and back.

[WR/GP-2]

Pattern Provided by:

Judges

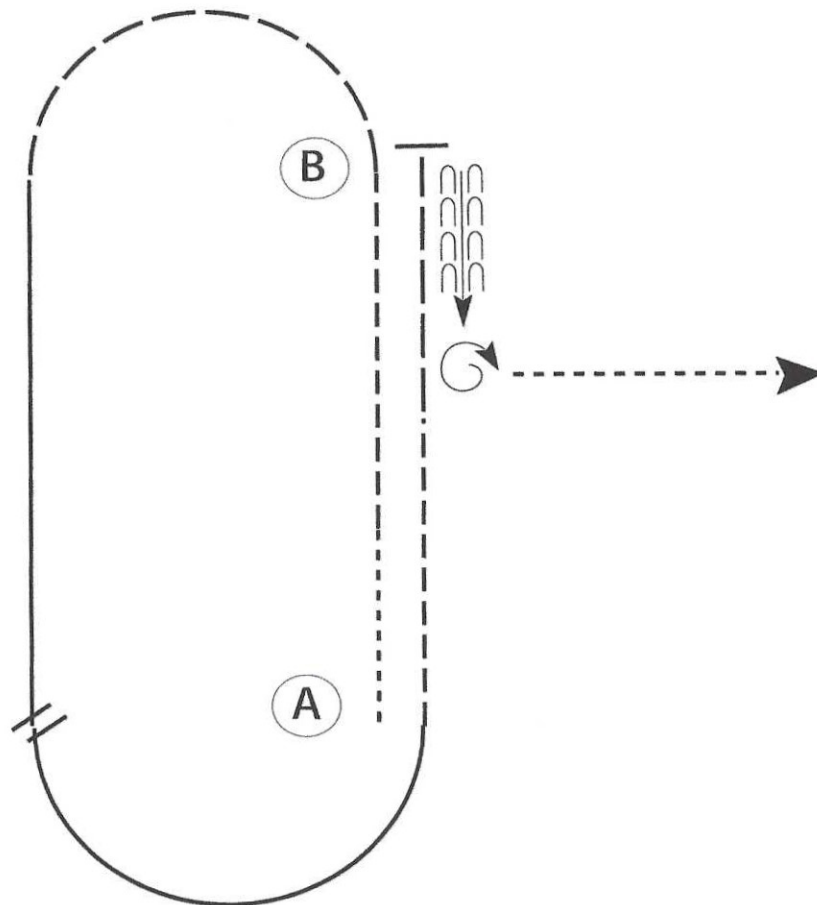
Zone 4 Spectacular

Horsemanship (Youth 18&U & All Amateur)

Show Date: 2020

www.HorseShowPatterns.com

www.HorseShowPatterns.com



Be ready at A.

1. Walk approximately 2 horse lengths from A.
2. Jog to B.
3. Extend the jog in a half circle.
4. Lope on the right lead until even with A.
5. Perform a simple lead change.
6. Lope on the left lead until even with A.
7. Jog halfway to B..
8. Extend the jog to B.
9. Stop at B and back approximately one horse length.
10. Perform a 1 1/4 turn to the right and walk straight away.

Walk	-----
Jog	- - - - -
Extended Jog	— — — —
Lope	=====
Lead Change	
Back	
Marker	(B)

Follow the instructions of your ring steward.

[WH/3-84]

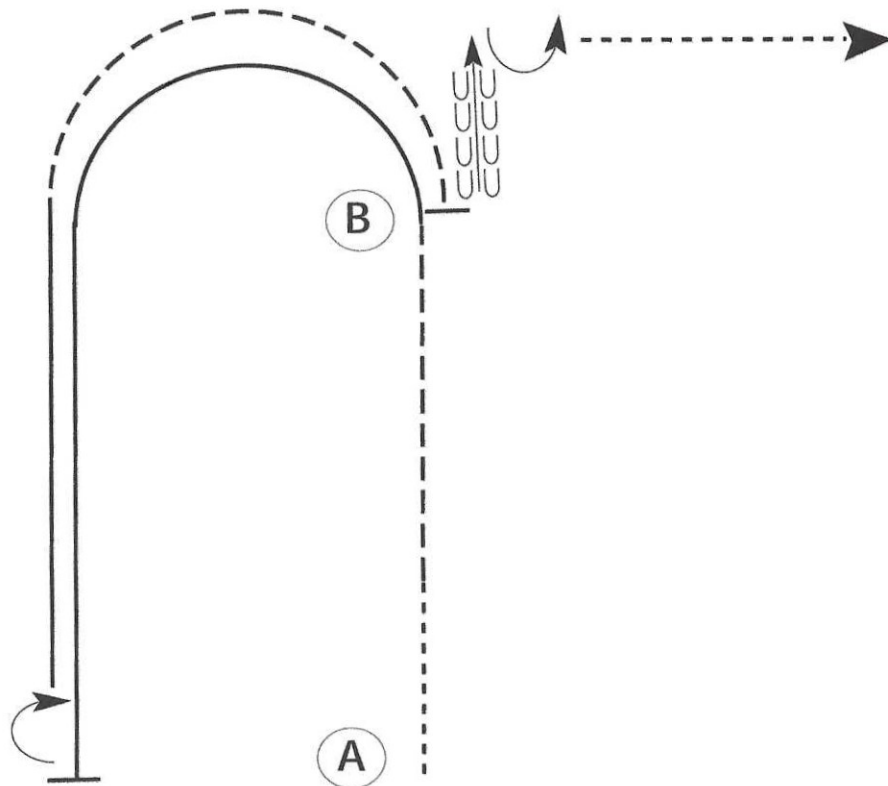
Pattern Provided by:

Judges

Zone 4 Spectacular

Horsemanship (All Novice, Youth 13&U & SPB)

Show Date: 2020



Be ready at A.

1. Walk approximately 2 horse lengths from A.
2. Jog to B.
3. Lope on the left lead in a half circle and then straight until even with A.
4. Stop and perform a 180 degree turn to the right.
5. Lope on the right lead until even with B.
6. Jog to B.
7. Stop at B and back approximately one horse length.
8. Perform a 90 degree turn to the left and walk straight away.

Follow the instructions of your ring steward.

Walk	-----
Jog	-----
Extended Jog	-----
Lope	-----
Lead Change	
Back	
Marker	(B)

[WH/1-84]

Pattern Provided by:
Judges

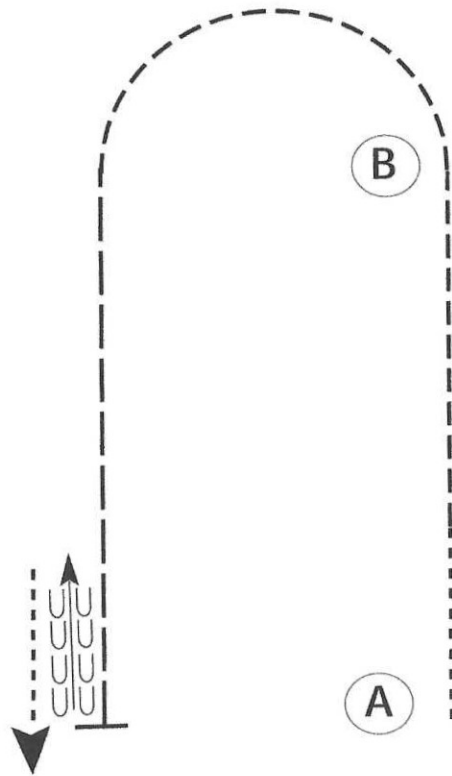
Zone 4 Spectacular

Horsemanship (All Walk Trot)

Show Date: 2020

www.HorseShowPatterns.com

www.HorseShowPatterns.com



Be ready at A.

1. Walk approximately 2 horse lengths from A.
2. Jog to B.
3. Jog in a half circle until even with B.
4. Extend the jog until even with A.
5. Stop when even with A and back approximately one horse length.
6. Walk straight away.

Follow the instructions of your ring steward.

Walk	-----
Jog	- - - - -
Extended Jog	- - - - -
Lope	
Lead Change	
Back	
Marker	(B)

[WH/WT-84]

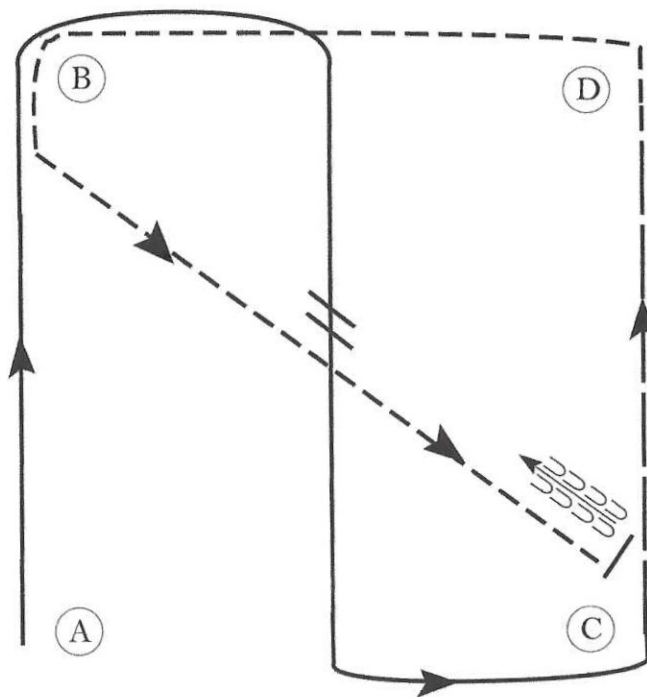
Pattern Provided by:

Judges

Zone 4 Spectacular

Equitation (Youth 18&U & All Amateur)

Show Date: 2020



Be ready at A.

1. Canter on the right lead to and around B.
2. Halfway between B and C, change leads.
3. Canter on left lead to and around C.
4. Hand gallop from C to D.
5. At D, perform a posting trot on the right diagonal.
6. At B, two point at the trot until halfway to C.
7. Sitting trot to C.
8. Stop and back one horse length at C.

Walk	-----
Trot	- - - - -
Extended Trot	-----
Canter	-----
Leg Yield	
Lead Change	///
Back	←←←←←
Marker	(B)
Sidepass	←←←←←
Hand Gallop	-----

[HSE/3-25]

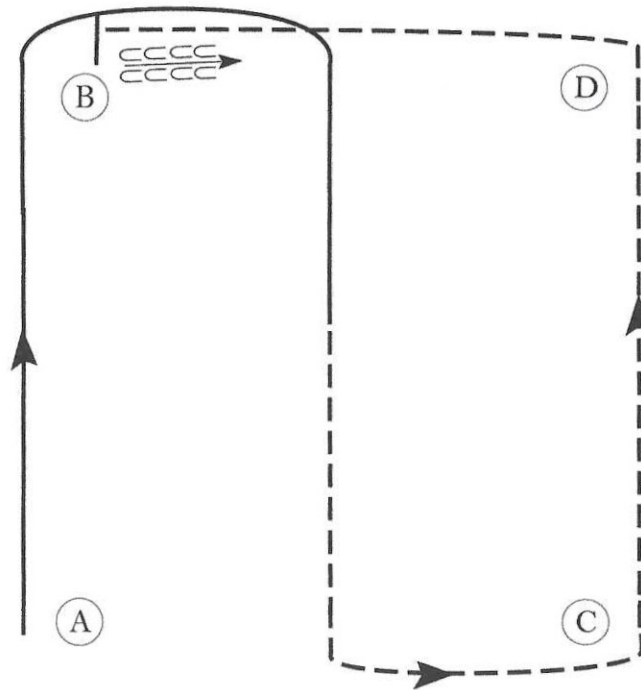
Pattern Provided by:

Judges

Zone 4 Spectacular

Equitation (All Novice, Youth 13&U & SPB)

Show Date: 2020



Be ready at A.

1. Canter on the right lead to and around B.
2. Halfway between B and C, break to the trot.
3. Posting trot on the right diagonal to C.
5. At C, change diagonals and continue to trot to D.
6. At D, sitting trot to B.
7. At B, stop and back one horse length.

Walk	-----
Trot	- - - - -
Extended Trot	— — — — —
Canter	— — — — —
Leg Yield	
Lead Change	— / —
Back	← ← ← ← ←
Marker	(B)
Sidepass	← — — — —
Hand Gallop	— — — — —

[HSE/1-25]

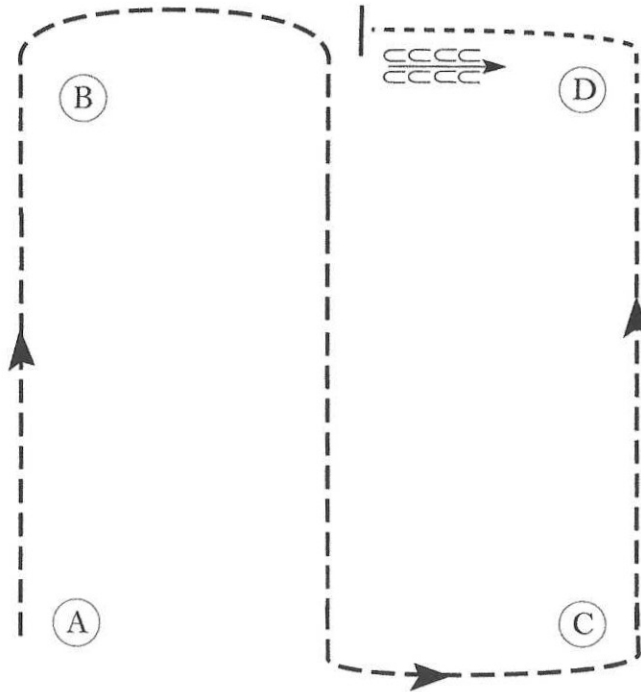
Pattern Provided by:

Judges

Zone 4 Spectacular

Equitation (All Walk Trot)

Show Date: 2020



Be ready at A.

1. Posting trot to and around B on the left diagonal.
2. Halfway between B and C, change diagonals.
3. Posting trot on the right diagonal to and around C.
4. Continue to trot to D.
5. At D, walk.
6. Walk until halfway to B, stop and back one horse length.

Walk	-----
Trot	- - - - -
Extended Trot	— — — —
Canter	— — — —
Leg Yield	
Lead Change	— — — —
Back	← ← ← ←
Marker	ⓑ
Sidepass	← — — — →
Hand Gallop	— — — —

[HSE/WT-25]

Pattern Provided by:

Judges

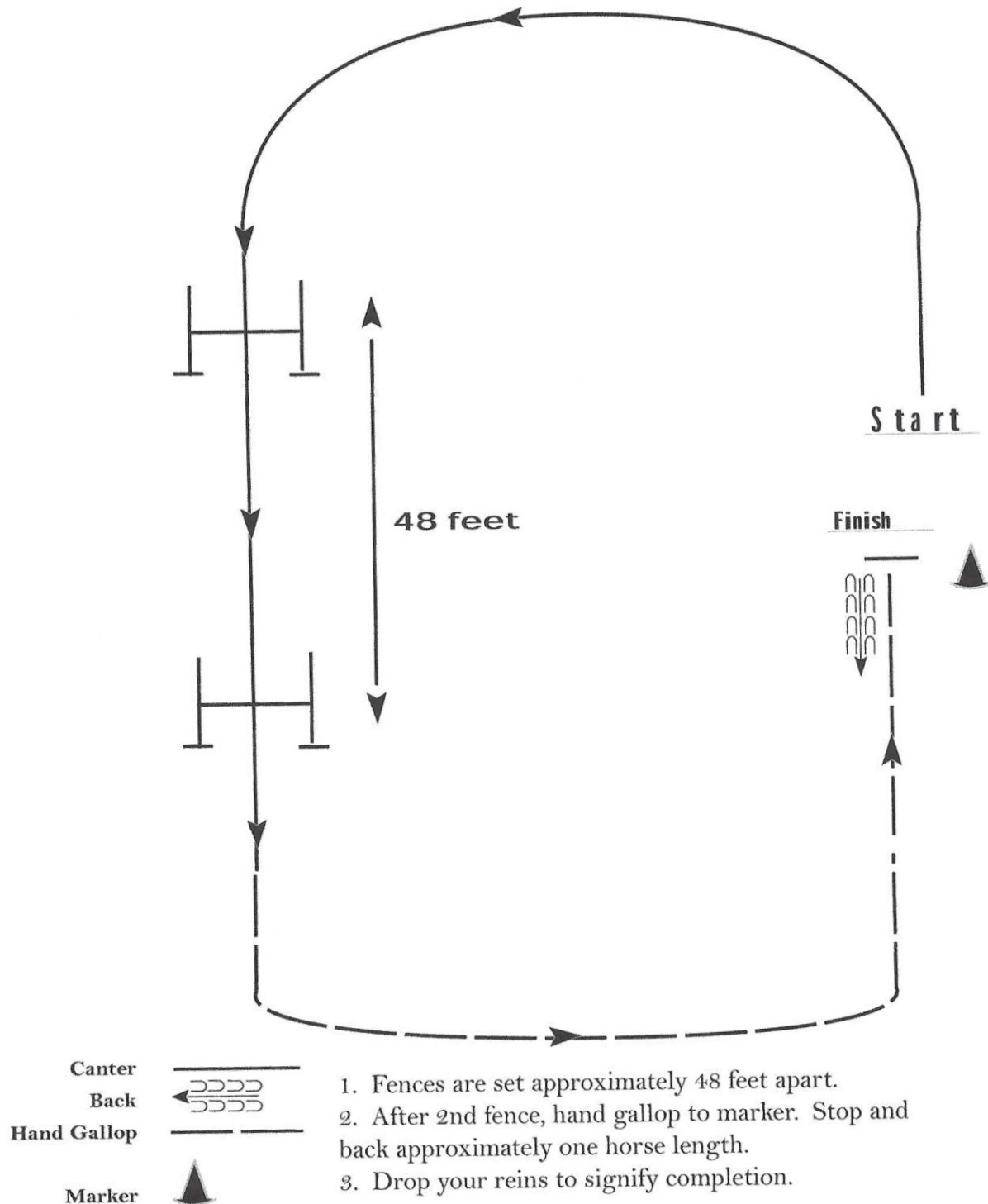
Zone 4 Spectacular

Hunter Hack

Show Date: 2020

www.HorseShowPatterns.com

www.HorseShowPatterns.com



[HH/48-4]

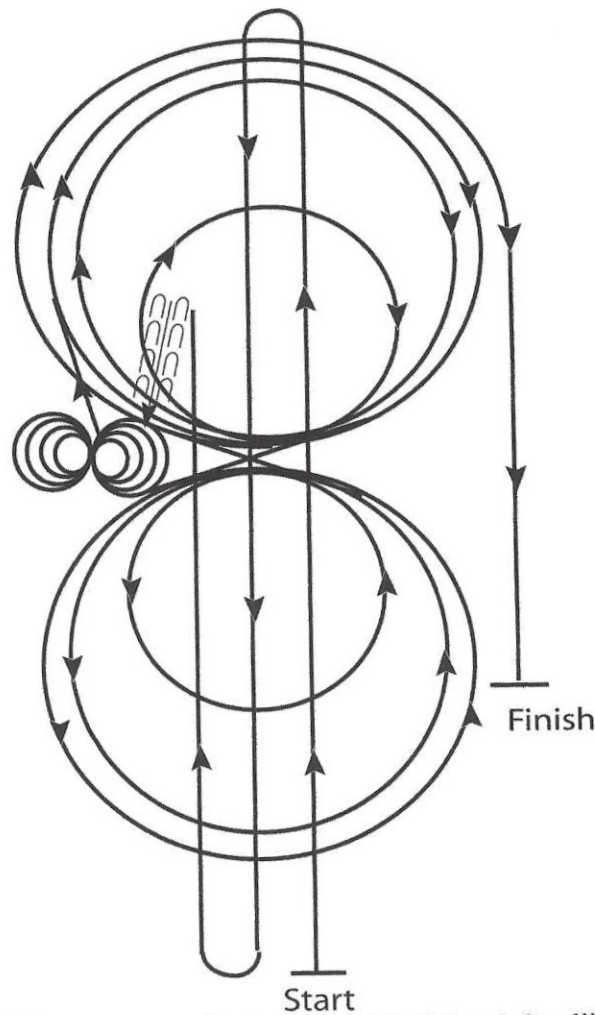
Pattern Provided by:

Judges

Zone 4 Spectacular

Reining

Show Date: 2020



1. Run at speed to the far end of the arena past the end marker and do a left rollback – no hesitation.
 2. Run to the opposite end of the arena past the end marker and do a right rollback – no hesitation.
 3. Run past the center marker and do a sliding stop. Back up to the center of the arena at least ten feet (3m). Hesitate.
 4. Complete four spins to the right.
 5. Complete four and one-quarter spins to the left so that horse is facing left wall or fence. Hesitate.
 6. Beginning on the right lead, complete three circles to the right: the first two circles large and fast; the third circle small and slow. Change leads at the center of the arena.
 7. Complete three circles to the left: the first two circles large and fast; the third circle small and slow. Change leads at the center of the arena.
 8. Begin a large fast circle to the right but do not close this circle. Run straight down the right side of the arena past the center marker and do a sliding stop at least twenty feet (6.09m) from the wall or fence. Hesitate to demonstrate completion of the pattern.
- Rider may dismount and drop bridle to the designated judge.

[R/NRHAP-7]

Pattern Provided by:

Judges

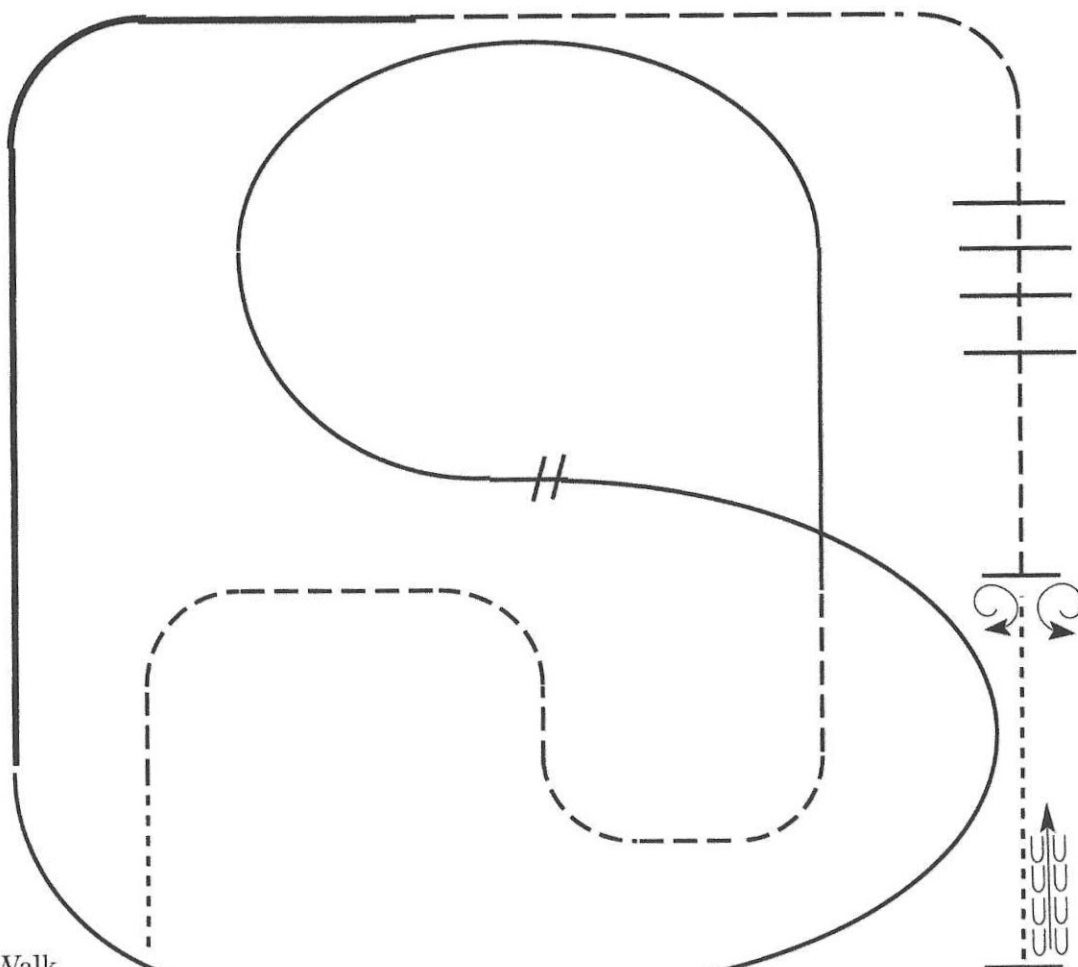
Zone 4 Spectacular

Ranch Riding

Show Date: 2020

www.HorseShowPatterns.com

www.HorseShowPatterns.com



1. Walk.
2. Trot serpentine
3. Lope left lead around end of arena and then diagonally across arena.
4. Change leads (simple or flying) and
5. Lope on the right lead around end of the arena.
6. Extend lope on the straight away around corner to center of arena.
7. Extend trot around corner of arena
8. Collect to a trot
9. Trot over poles
10. Stop do a 360 turn each direction (either direction 1st)
11. Walk, stop and back.

Walk	-----
Jog	- - - - -
Extended Jog	— — — —
Lope	— — — —
Lead Change	//
Back	← — — — —
Marker	(B)

[RR/4]

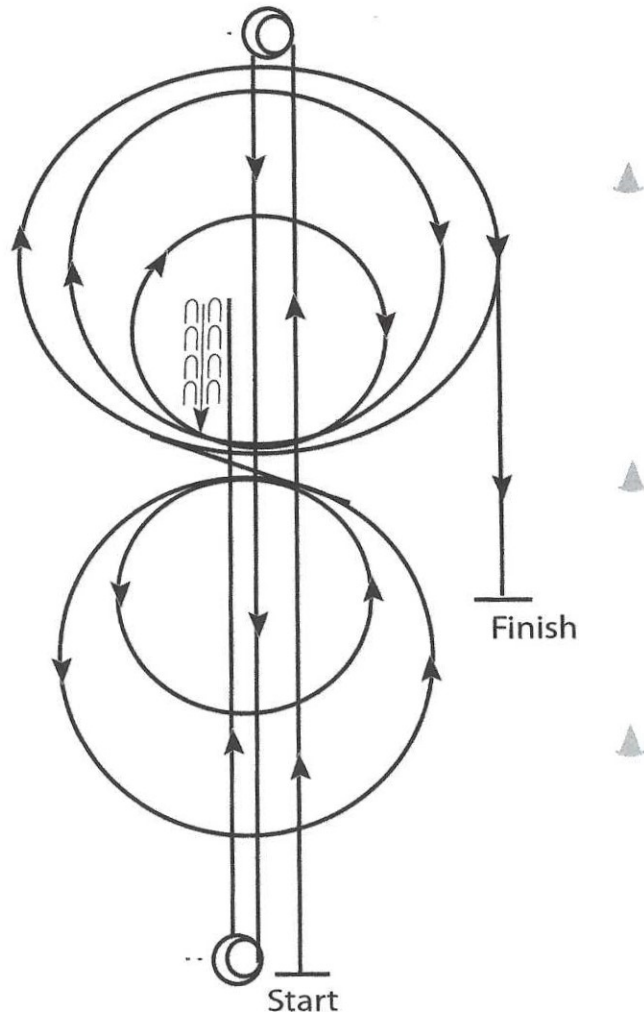
Pattern Provided by:

Judges

Zone 4 Spectacular

Ranch Reining

Show Date: 2020



Pattern 4

1. Start at end of arena.
2. Run up center of arena past the end marker and come to a sliding stop. Complete 3 1/2 spins to the left.
3. Run to other end of arena past the end marker and stop. Complete 3 1/2 spins to the right.
4. Run past the center marker and stop.
5. Back at least 10 feet in a straight line.
6. Complete 1/4 turn to the left, hesitate. Beginning on the right lead, complete 2 circles to the right, the first one small and slow, and the second large and fast. Change leads at the center of the arena.
7. Complete one small, slow circle and one large, fast circle. Change leads to the right.
8. Run around end of arena to the other side, past center marker, at least 20 feet from fence and come to sliding stop.
9. Hesitate to complete pattern.

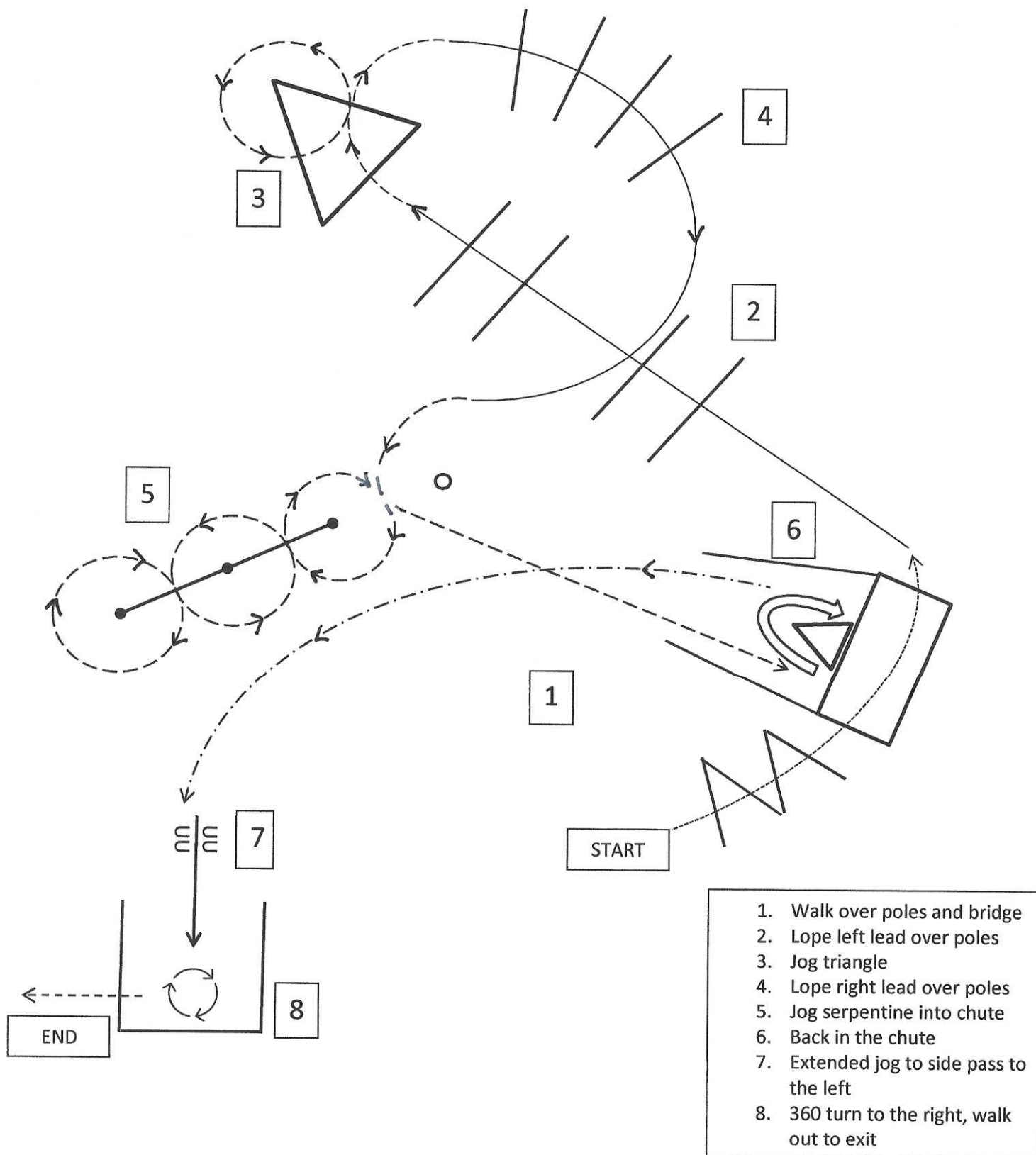
[NRCHAWC/4]

Pattern Provided by:

Judges

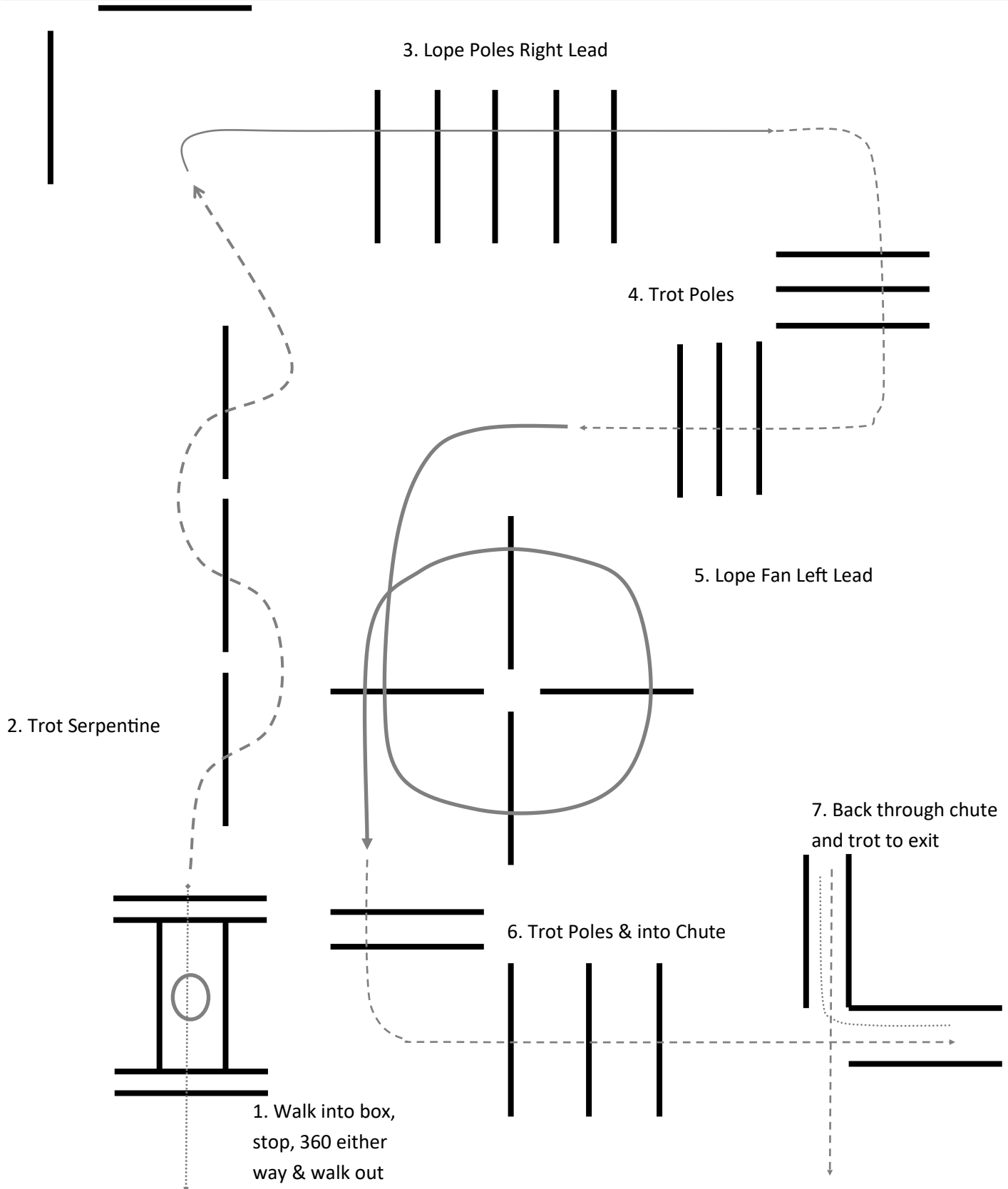
Ranch Trail

All Classes



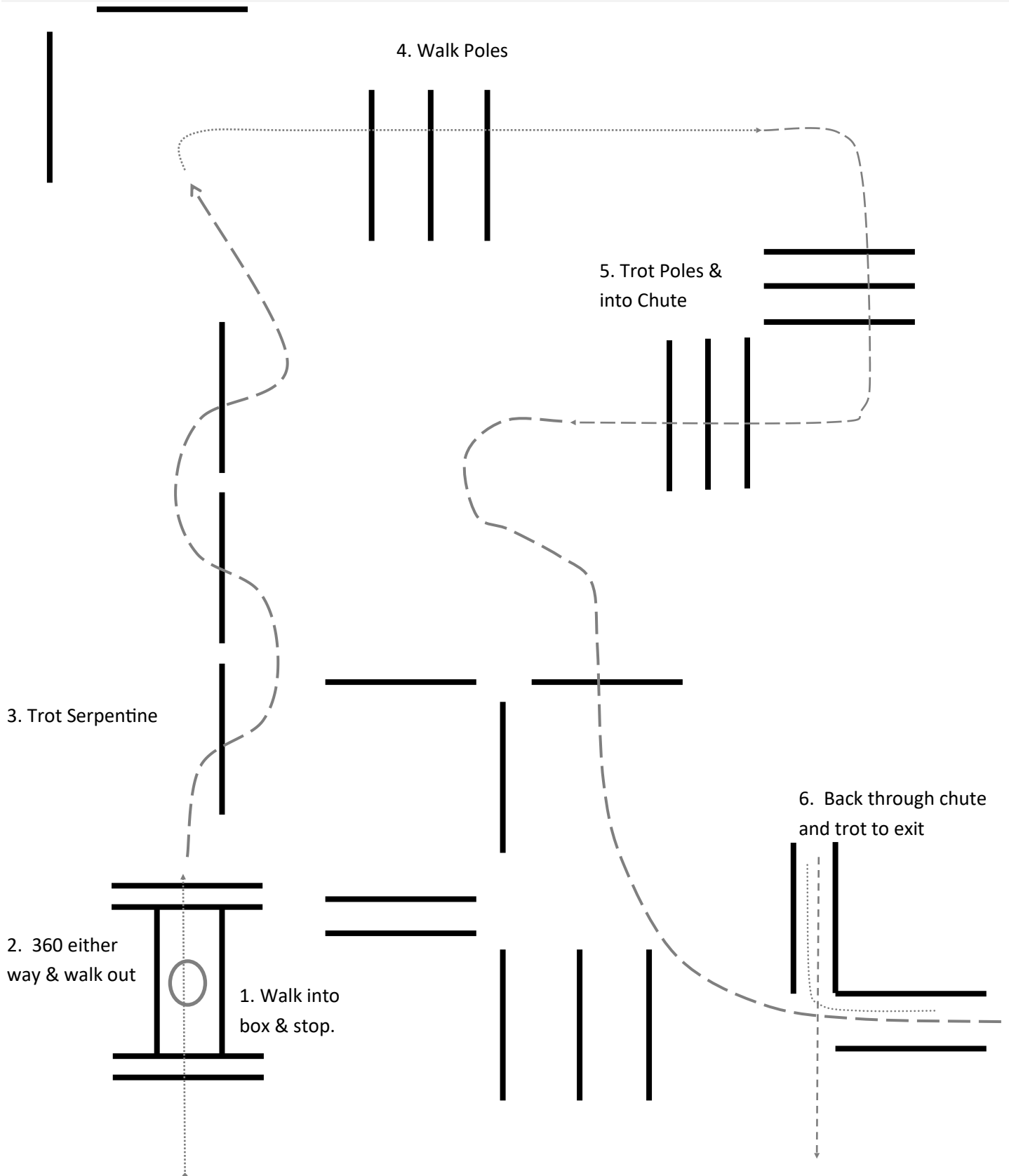
TRAIL

YOUTH & AMATEUR



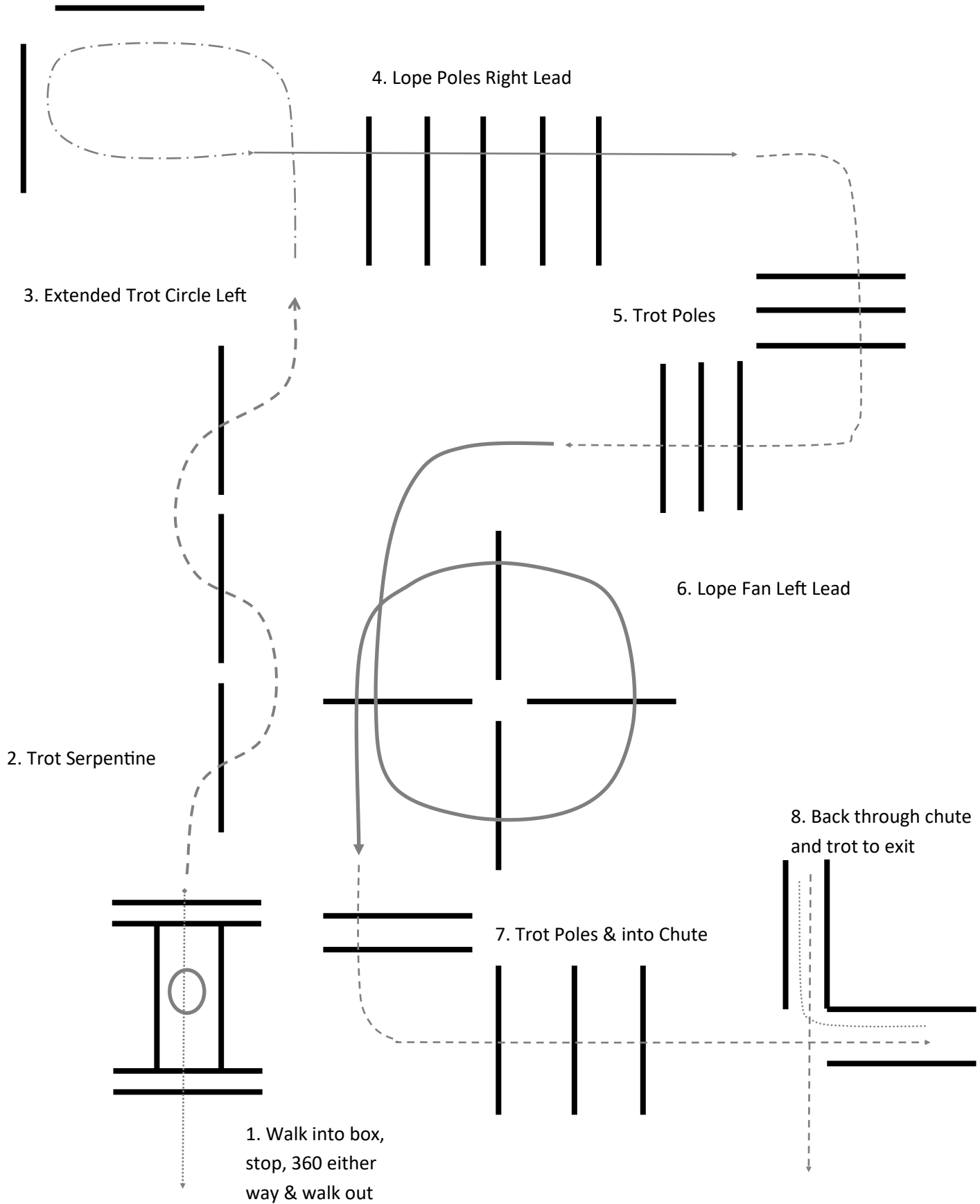
TRAIL

ALL WALK TROT & IN-HAND



TRAIL

SENIOR



TRAIL

ALL NOVICE, ALL SPB, GREEN, & JUNIOR

